

# Consensual relationships survey, Spring 2020 and Spring 2021

## Contents

|   |    |
|---|----|
| Survey Characteristics.....   | 2  |
| 1. Should there be an outright ban on all faculty-student relationships or a rigorous reporting process?<br>3   |    |
| All Data.....   | 3  |
| By Campus .....   | 3  |
| By Participant Type .....   | 4  |
| 2. Should there be an outright ban on all faculty relationships with other faculty, administrators and staff members where there is an opportunity for the faculty member to exercise power over the other party..... | 5  |
| All Data.....   | 5  |
| By Campus .....   | 5  |
| By Participant Type .....   | 6  |
| 3. Should there be exceptions to an outright ban?.....  | 7  |
| All data .....  | 7  |
| By Campus .....   | 7  |
| By Participant Type .....   | 8  |
| 4. Should there be an exception for pre-existing relationships, if so what details would you want to see in the exception?.....   | 9  |
| All data .....  | 9  |
| By Campus .....   | 9  |
| By Participant Type .....   | 10 |
| 5. Should the policy distinguish undergraduate and graduate/professional students or post doctoral fellows?.....  | 11 |
| All data .....  | 11 |
| By Campus .....   | 11 |
| By Participant Type .....   | 12 |

## Survey Characteristics

N=1073

Campus:

- IUB, n=259
- IUPUI, n=471
- IUSM, n=87
- Regional campuses, n=89
- Other, n=14
- Missing, n=153

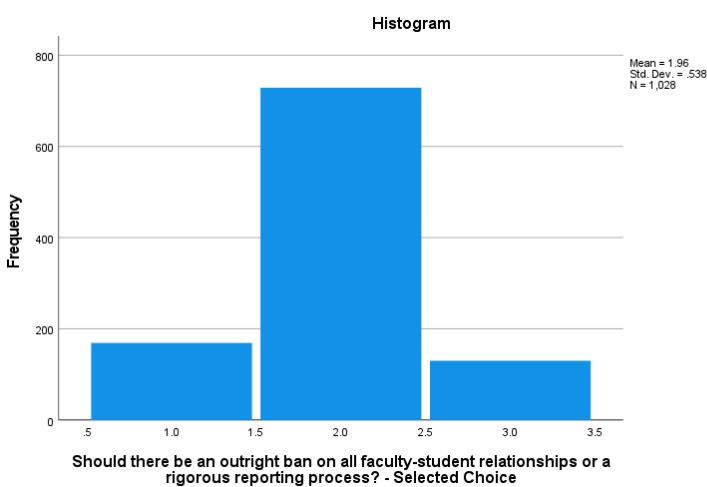
Participant Type (sum exceed 761 because participants can mark more than one category) (note: if participant listed more than one type, they were coded into the lower status category).

- Faculty & Administrators, n=302
- Staff, n=294
- Graduate, professional student, n=283
- Undergraduate student, n=11
- Missing=183

# 1. Should there be an outright ban on all faculty-student relationships or a rigorous reporting process?

## All Data

- 1: Outright Ban, n=169(15.8%)
- 2: Rigorous Reporting Process, n=729 (67.9%)
- 3: Other: n=130 (12.1%)
- 4: No response: n=45 (4.2%)



## By Campus

### 1. Should there be an outright ban on all faculty-student relationships or a rigorous reporting process? By Campus:

- IUB (n=255)
  - 1: Outright Ban, n=38 (15%)
  - 2: Rigorous Reporting Process, n=174 (68%)
  - 3: Other: n=43 (17%)
- IUPUI (n=463)
  - 1: Outright Ban, n=78 (17%)
  - 2: Rigorous Reporting Process, n=331 (72%)
  - 3: Other: n=54 (12%)

- IUSM (n=85)
  - 1: Outright Ban, n=11 (13%)
  - 2: Rigorous Reporting Process, n=69 (81%)
  - 3: Other: n=5 (6%)
- Regional campuses (n=88)
  - 1: Outright Ban, n=19 (22%)
  - 2: Rigorous Reporting Process, n=56 (64%)
  - 3: Other: n=13 (15%)

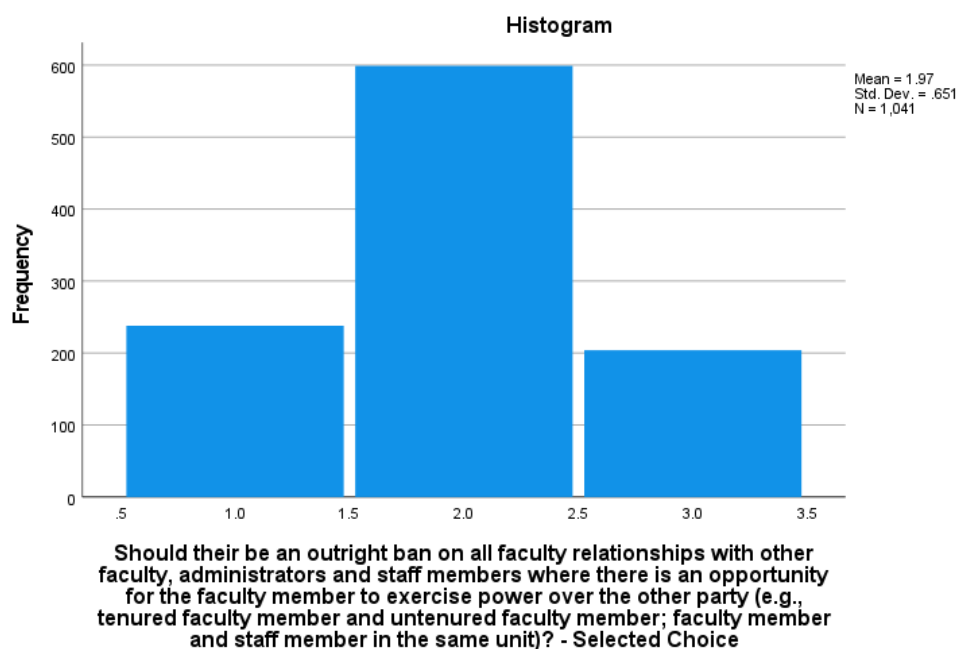
By Participant Type (Note: Participants who indicate more than one type were coded into the category with the lowest power: Faculty/Administrators>Staff>Graduate/Professional student>Undergraduate Student)

- Faculty, Administrators (n=294)
  - 1: Outright Ban, n=63 (21%)
  - 2: Rigorous Reporting Process, 192 (65%)
  - 3: Other: n=39 (13%)
- Staff (n=291)
  - 1: Outright Ban, n=39 (13%)
  - 2: Rigorous Reporting Process, 225(77%)
  - 3: Other: n=27 (9.0%)
- Graduate/Professional students (n=280)
  - 1: Outright Ban, n=41 (15%)
  - 2: Rigorous Reporting Process, n=196 (70%)
  - 3: Other: n=43 (15%)
- Undergraduate students (n=39)
  - 1: Outright Ban, n=7 (18%)
  - 2: Rigorous Reporting Process, n=26 (67%)
  - 3: Other: n=6 (15%)
- Unknown (n=129)
  - 1: Outright ban, n=20 (16%)
  - 2: Rigorous Reporting Process, n=94 (73%)
  - 3: Other, n=15 (12%)

2. Should there be an outright ban on all faculty relationships with other faculty, administrators and staff members where there is an opportunity for the faculty member to exercise power over the other party (e.g., tenured faculty member and untenured faculty member; faculty member and staff member in the same unit)?

#### All Data (n=1073)

- 1: Yes, n=238 (23%)
- 2: No, n=599(56%)
- 3: Not sure, n=204 (19%)
- 4: No response, n=32 (3%)



#### By Campus

- IUB (n=258)
  - Yes, n=45 (17%)
  - No, n=159 (62%)
  - Not sure, n=54 (21%)
- IUPUI (n=468)
  - Yes, n=122 (25.7%)
  - No, n=255 (55%)
  - Not sure, n=91 (19 %)

- IUSM (n=87)
  - Yes, n=15 (17%)
  - No, n=57 (66%)
  - Not sure, n=15 (17%)
- Regional Campuses
  - Yes, n=19 (21%)
  - No, n=56 (66%)
  - Not sure, n=14 (16%)

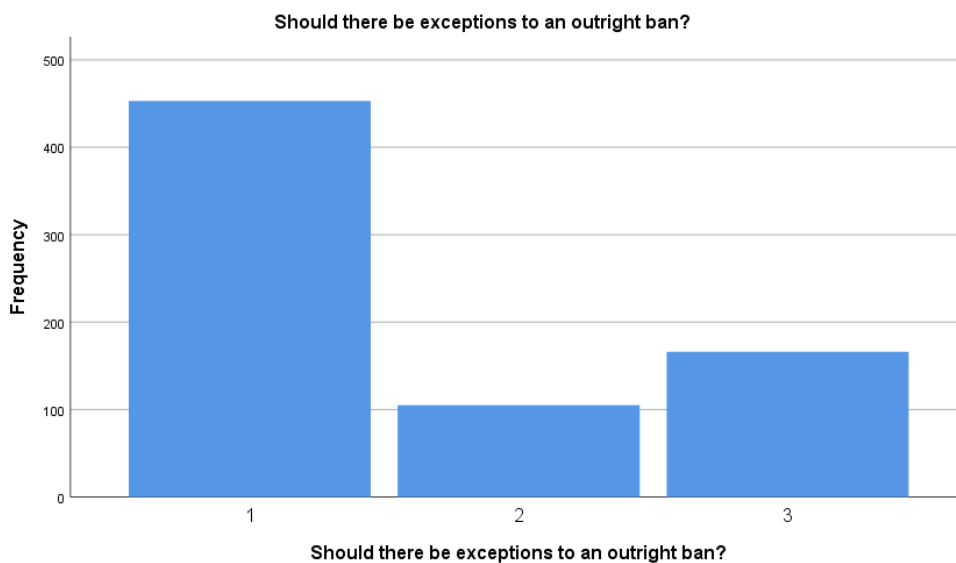
By Participant Type (Note: Participants who indicate more than one type were coded into the category with the lowest power: Faculty/Administrators>Staff>Graduate/Professional student>Undergraduate Student)

- Faculty & Administrators (n=299)
  - Yes, n=72 (n=24%)
  - No, n=170 (n=57%)
  - Not sure, n=57 (19%)
- Staff (n=289)
  - Yes, n=75 (26%)
  - No, n=160 (55%)
  - Not sure, n=54 (19%)
- Graduate/Professional students (n=283)
  - Yes, n=50 (18%)
  - No, n=173 (61%)
  - Not sure, n=60 (21%)
- Undergraduate students (n=39)
  - Yes, n=8 (21%)
  - No, n=26 (67%)
  - Not sure, n=5 (13%)
- Participant type unknown (n=131)
  - Yes, n=33 (25%)
  - No, n=70 (53%)
  - Not sur, n=28 (21%)

### 3. Should there be exceptions to an outright ban?

All data (n=1073)

- 1: Yes, n=662 (62%)
- 2: No, n=131 (12%)
- 3: Not sure, n=228 (21%)
- 4: No answer, n=52 (5%)



#### By Campus

- IUB (n=253)
  - Yes, n=181 (72%)
  - No, n=21 (8%)
  - Not sure, n=51 (20%)
- IUPUI (n=459)
  - Yes, n=288 (62%)
  - No, n=73 (16%)
  - Not sure, n=100 (22%)
- IUSM (n=87)
  - Yes, n=58 (67%)
  - No, n=10 (12%)
  - Not sure, n=19 (22%)
- Regional campuses (n=87)
  - Yes, n=57, (66%)
  - No, n=14 (16%)
  - Not sure, n=16 (18%)

By Participant Type (Note: Participants who indicate more than one type were coded into the category with the lowest power: Faculty/Administrators>Staff>Graduate/Professional student>Undergraduate Student)

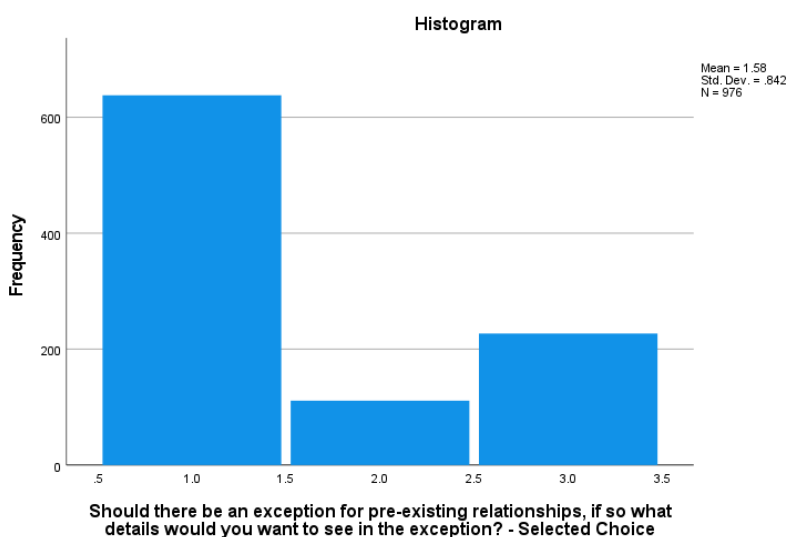
- Faculty & Administrators (n=291)
  - Yes, n=188 (65%)
  - No, n=41 (14%)
  - Not sure, n=62 (21%)
- Staff (n=286)
  - Yes, n=176 (62%)
  - No, n=47 (16%)
  - Not sure, n=63 (22%)
- Graduate/Professional Students (n=278)
  - Yes, n=194 (70%)
  - No, n=25 (9%)
  - Not sure, n=59 (21%)
- Undergraduate Students (n=39)
  - Yes, n=28 (72%)
  - No, n=5 (13%)
  - Not sure, n=6 (15%)
- Participant Type Unknown (n=127)
  - Yes, n=76 (60%)
  - No, n=13 (10%)
  - Not sure, n=38 (30%)



#### 4. Should there be an exception for pre-existing relationships, if so what details would you want to see in the exception?

All data (n=1073)

- 1: Yes, n=638 (60%)
- 2: No, n=111 (10%)
- 3: Not sure, n=227 (21%)
- 4: No response, n=97 (9%)



#### By Campus

- IUB (n=256)
  - 1: Yes, n=191(75%)
  - 2: No, n=21 (8%)
  - 3: Not sure, n=44 (17%)
- IUPUI (n=465)
  - 1: Yes, n=284 (61%)
  - 2: No, n=61 (13%)
  - 3: Not sure, n=120 (26%)
- IUSM (n=86)
  - 1: Yes, n=65 (76%)
  - 2: No, n=9 (11%)
  - 3: Not sure, n=12 (14%)
- Regional Campuses (n=89)
  - 1: Yes, n=55 (62%)
  - 2: No, n=13 (15%)
  - 3: Not sure, n=21 (24%)

By Participant Type (Note: Participants who indicate more than one type were coded into the category with the lowest power: Faculty/Administrators>Staff>Graduate/Professional student>Undergraduate Student)

- Faculty & Administrators (n=298)
  - Yes, n=182 (61%)
  - No, n=37 (12 %)
  - Not sure, n=79 (n=27%)
- Staff (n=287)
  - Yes, n=178 (62%)
  - No, n=42 (15%)
  - Not sure, n=67 (23%)
- Graduate/Professional Students (n=280)
  - Yes, n=210 (75%)
  - No, n=23 (8%)
  - Not sure, n=47(17%)
- Undergraduate Students (n=39)
  - Yes, n=28 (74%)
  - No, n=4 (10%)
  - Not sure, n=47 (17%)

## 5. Should the policy distinguish undergraduate and graduate/professional students or post doctoral fellows?

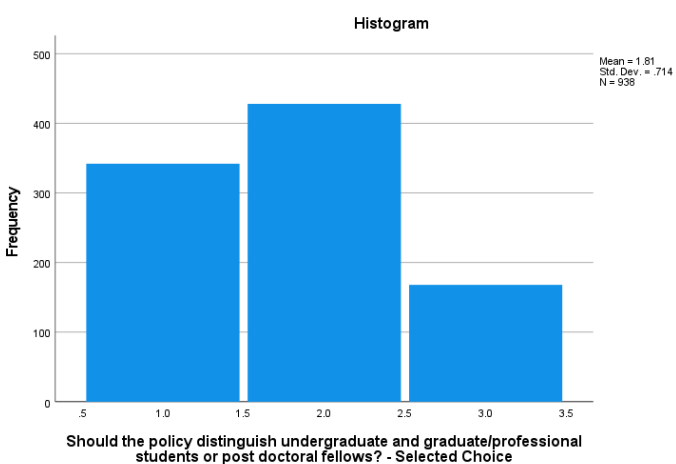
All data (n=1073)

1: Yes, n=342(32%)

2: No, n=428 (40%)

3: Not sure, n=168 (16%)

4: No answer, n=135 (13%)



### By Campus

- IUB (n=257)
  - Yes, n=134 (52%)
  - No, n=70 (10%)
  - Not sure, n=53 (21%)
- IUPUI (n=465)
  - Yes, n=133 (29%)
  - No, n=248 (53%)
  - Not sure, n=83 (18%)
- IUSM (n=87)
  - Yes, n=34 (39%)
  - No, n=42 (48%)
  - Not sure, n=11 (13%)
- Regional campuses (n=89)
  - Yes, n=24 (27%)
  - No, n=54 (61%)
  - Not sure, n=11 (12%)

By Participant Type (Note: Participants who indicate more than one type were coded into the category with the lowest power: Faculty/Administrators>Staff>Graduate/Professional student>Undergraduate Student)

- Faculty & Administrators (n=299)
  - Yes, n=91 (30%)
  - No, n=168 (56%)
  - Not sure, n=40 (13%)
- Staff (n=286)
  - Yes, n=79 (28%)
  - No, n=150 (52%)
  - Not sure, n=57 (20%)
- Graduate/Professional Students (n=282)
  - Yes, n=144 (51%)
  - No, n=85 (30%)
  - Not sure, n=53(19%)
- Undergraduate students (n=39)
  - Yes, n=15 (39%)
  - No, n=14 (36%)
  - Not sure, n=10 (26%)
- Participant Type Unknown
  - Yes, n=13 (41%)
  - No, n=11 (34%)
  - Not sure, n=8 (25%)